



CERTIFICATE OF CALIBRATION

Certificate No.: 15CA1203 04-01 Page 1 of 2

Item tested

Description:	Sound Level Meter (Type 1)	Microphone
Manufacturer:	B & K	B & K
Type/Model No.:	2236	4188
Serial/Equipment No.:	2100736	2288941
Adaptors used:	-	-

Item submitted by

Customer Name: Lam Geotechnics Limited
Address of Customer: -
Request No.: -
Date of receipt: 03-Dec-2015

Date of test: 04-Dec-2015

Reference equipment used in the calibration

Description:	Model:	Serial No.	Expiry Date:	Traceable to:
Multi function sound calibrator	B&K 4226	2288444	19-Jun-2016	CIGISMEC
Signal generator	DS 360	33873	16-Apr-2016	CEPREI
Signal generator	DS 360	61227	16-Apr-2016	CEPREI

Ambient conditions

Temperature: 22 ± 1 °C
Relative humidity: 50 ± 10 %
Air pressure: 1010 ± 10 hPa

Test specifications

- The Sound Level Meter has been calibrated in accordance with the requirements as specified in BS 7580: Part 1: 1997 and the lab calibration procedure SMTP004-CA-152.
- The electrical tests were performed using an electrical signal substituted for the microphone which was removed and replaced by an equivalent capacitance within a tolerance of $\pm 20\%$.
- The acoustic calibration was performed using an B&K 4226 sound calibrator and corrections was applied for the difference between the free-field and pressure responses of the Sound Level Meter.

Test results

This is to certify that the Sound Level Meter conforms to BS 7580: Part 1: 1997 for the conditions under which the test was performed.

Details of the performed measurements are presented on page 2 of this certificate.

Actual Measurement data are documented on worksheets.

Approved Signatory:

Huang Jian Min/Feng Jun Qi

Date: 05-Dec-2015

Company Chop:



Comments: The results reported in this certificate refer to the condition of the instrument on the date of calibration and carry no implication regarding the long-term stability of the instrument.



CERTIFICATE OF CALIBRATION

(Continuation Page)

Certificate No.: 15CA1203 04-01 Page 2 of 2

1. Electrical Tests

The electrical tests were performed using an equivalent capacitance substituted for the microphone. The results are given in below with test status and the estimated uncertainties. The "Pass" means the result of the test is inside the tolerances stated in the test specifications. The "-" means the result of test is outside these tolerances.

Test:	Subtest:	Status:	Expanded Uncertainty (dB)	Coverage Factor
Self-generated noise	A	Pass	0.3	2.1
	C	Pass	1.0	
	Lin	Pass	2.0	
Linearity range for Leq	At reference range , Step 5 dB at 4 kHz	Pass	0.3	2.2
	Reference SPL on all other ranges	Pass	0.3	
	2 dB below upper limit of each range	Pass	0.3	
	2 dB above lower limit of each range	Pass	0.3	
Linearity range for SPL	At reference range , Step 5 dB at 4 kHz	Pass	0.3	
	A	Pass	0.3	
	C	Pass	0.3	
Frequency weightings	Lin	Pass	0.3	
	Single Burst Fast	Pass	0.3	
	Single Burst Slow	Pass	0.3	
Peak response	Single 100µs rectangular pulse	Pass	0.3	
	R.M.S. accuracy	Pass	0.3	
Time weighting I	Single burst 5 ms at 2000 Hz	Pass	0.3	
	Repeated at frequency of 100 Hz	Pass	0.3	
Time averaging	1 ms burst duty factor 1/10 ³ at 4kHz	Pass	0.3	
	1 ms burst duty factor 1/10 ⁴ at 4kHz	Pass	0.3	
Pulse range	Single burst 10 ms at 4 kHz	Pass	0.4	
Sound exposure level	Single burst 10 ms at 4 kHz	Pass	0.4	
Overload indication	SPL	Pass	0.3	
	Leq	Pass	0.4	

2. Acoustic tests


The complete sound level meter was calibrated on the reference range using a B&K 4226 acoustic calibrator with 1000Hz and SPL 94 dB. The sensitivity of the sound level meter was adjusted. The test result at 125 Hz and 8000 Hz are given in below with test status and the estimated uncertainties.


Test:	Subtest	Status	Expanded Uncertainty (dB)	Coverage Factor
Acoustic response	Weighting A at 125 Hz	Pass	0.3	
	Weighting A at 8000 Hz	Pass	0.5	

3. Response to associated sound calibrator

N/A

The expanded uncertainties have been calculated in accordance with the ISO Publication "Guide to the expression of uncertainty in measurement", and gives an interval estimated to have a level of confidence of 95%. A coverage factor of 2 is assumed unless explicitly stated.

Calibrated by:  - End -
Date: 04-Dec-2015

Checked by: 
Date: 05-Dec-2015

The standard(s) and equipment used in the calibration are traceable to national or international recognised standards and are calibrated on a schedule to maintain the required accuracy level.



CERTIFICATE OF CALIBRATION

Certificate No.: 16CA0513 01-02 Page: 1 of 2

Item tested

Description: Acoustical Calibrator (Class 1)
Manufacturer: Rion Co., Ltd.
Type/Model No.: NC-73
Serial/Equipment No.: 10465798
Adaptors used: -

Item submitted by

Customer: Lam Geotechnics Ltd.
Address of Customer: -
Request No.: -
Date of receipt: 13-May-2016

Date of test: 17-May-2016

Reference equipment used in the calibration

Description:	Model:	Serial No.	Expiry Date:	Traceable to:
Lab standard microphone	B&K 4180	2412857	14-Apr-2017	SCL
Preamplifier	B&K 2673	2239857	28-Apr-2017	CEPREI
Measuring amplifier	B&K 2610	2346941	26-Apr-2017	CEPREI
Signal generator	DS 360	61227	18-Apr-2017	CEPREI
Digital multi-meter	34401A	US36087050	18-Apr-2017	CEPREI
Audio analyzer	8903B	GB41300350	19-Apr-2017	CEPREI
Universal counter	53132A	MY40003662	19-Apr-2017	CEPREI

Ambient conditions

Temperature: 22 ± 1 °C
Relative humidity: 55 ± 10 %
Air pressure: 1010 ± 5 hPa

Test specifications


1. The Sound Calibrator has been calibrated in accordance with the requirements as specified in IEC 60942 1997 Annex B and the lab calibration procedure SMTP004-CA-156.
2. The calibrator was tested with its axis vertical facing downwards at the specific frequency using insert voltage technique.
3. The results are rounded to the nearest 0.01 dB and 0.1 Hz and have not been corrected for variations from a reference pressure of 1013.25 hectoPascals as the maker's information indicates that the instrument is insensitive to pressure changes.

Test results

This is to certify that the sound calibrator conforms to the requirements of annex B of IEC 60942: 1997 for the conditions under which the test was performed. This does not imply that the sound calibrator meets IEC 60942 under any other conditions.

Details of the performed measurements are presented on page 2 of this certificate.

Approved Signatory:


Huang Jian Min/Feng Jun Qi

Date: 18-May-2016

Company Chop:



Comments: The results reported in this certificate refer to the condition of the instrument on the date of calibration and carry no implication regarding the long-term stability of the instrument.



CERTIFICATE OF CALIBRATION

(Continuation Page)

Certificate No.: 16CA0513 01-02

Page: 2 of 2

1, Measured Sound Pressure Level

The output Sound Pressure Level in the calibrator head was measured at the setting and frequency shown using a calibrated laboratory standard microphone and insert voltage technique. The results are given in below with the estimated uncertainties.

Frequency Shown Hz	Output Sound Pressure Level Setting dB	Measured Output Sound Pressure Level dB	(Output level in dB re 20 μ Pa)	
			Estimated	Expanded Uncertainty dB
1000	94.00	93.96	0.10	

2, Sound Pressure Level Stability - Short Term Fluctuations

The Short Term Fluctuations was determined by measuring the maximum and minimum of the fast weighted DC output of the B&K 2610 measuring amplifier over a 20 second time interval as required in the standard. The Short Term Fluctuation was found to be:

At 1000 Hz STF = 0.001 dB
 Estimated expanded uncertainty 0.005 dB

3, Actual Output Frequency

The determination of actual output frequency was made using a B&K 4180 microphone together with a B&K 2673 preamplifier connected to a B&K 2610 measuring amplifier. The AC output of the B&K 2610 was taken to an universal counter which was used to determine the frequency averaged over 20 second of operation as required by the standard. The actual output frequency at 1 KHz was:

At 1000 Hz Actual Frequency = 967.3 Hz
 Estimated expanded uncertainty 0.1 Hz Coverage factor k = 2.2

4, Total Noise and Distortion

For the Total Noise and Distortion measurement, the unfiltered AC output of the B&K 2610 measuring amplifier was connected to an Agilent Type 8903 B distortion analyser. The TND result at 1 KHz was:

At 1000 Hz TND = 0.8 %
 Estimated expanded uncertainty 0.7 %

The expanded uncertainties have been calculated in accordance with the ISO Publication "Guide to the expression of uncertainty in measurement", and gives an interval estimated to have a level of confidence of 95%. A coverage factor of 2 is assumed unless explicitly stated.

Calibrated by:

Date:

Fung Chi Yip
17-May-2016

End

Checked by:

Date:

Lam Tze Wai
18-May-2016

The standard(s) and equipment used in the calibration are traceable to national or international recognised standards and are calibrated on a schedule to maintain the required accuracy level.

**REPORT OF EQUIPMENT PERFORMANCE CHECK / CALIBRATION**

WORK ORDER: HK1610200
DATE OF ISSUE: 14/04/2016
CLIENT: LAM GEOTECHNICS LIMITED

Equipment Type:	Turbidimeter
Brand Name:	Xin Rui
Model No.:	WGZ-3B
Serial No.:	1309192
Equipment No.:	---
Date of Calibration:	08/04/2016
Date of next Calibration:	08/07/2016

Parameters:**Turbidity**Method Ref: APHA 22nd ed. 2130B

Expected Reading (NTU)	Display Reading (NTU)	Tolerance (%)
0	0.00	---
4	3.98	-0.5
10	9.88	-1.2
40	41.3	3.3
100	102	2.0
400	387	-3.3
1000	996	-0.4
	Tolerance Limit (±%)	10.0

Remark: "Displayed Reading" presents the figures shown on item under calibration/checking regardless of equipment precision or significant figures.



REPORT OF EQUIPMENT PERFORMANCE CHECK / CALIBRATION

Information supplied by customer:

CONTACT: MR. SAM LAM **WORK ORDER:** HK1610339
CLIENT: LAM GEOTECHNICS LIMITED
DATE RECEIVED: 05/07/2016
DATE OF ISSUE: 11/07/2016
ADDRESS: 11/F, CENTRE POINT, 181-185, GLOUCESTER ROAD,
WANCHAI, HONG KONG
PROJECT: ---

METHOD OF PERFORMANCE CHECK/ CALIBRATION:

Ref: APHA22nd ed 2130B

COMMENTS

It is certified that the item under performance check/calibration has been calibrated/checked by corresponding calibrated equipment in the laboratory.
Maximum Tolerance and calibration frequency stated in the report, unless otherwise stated, the internal acceptance criteria of Pilot Testing Limited will be followed.

Scope of Test:	Turbidity
Equipment Type:	Turbidimeter
Brand Name:	Xin Rui
Model No.:	WGZ-3B
Serial No.:	1309192
Equipment No.:	---
Date of Calibration:	11/07/2016

Remarks:

This is the Final Report. Results apply to sample(s) as submitted. All pages of this report have been checked and approved for release.

Approved Signatory: _____
Ms. Wong Po Yan, Pauline
Testing Engineer

Issue Date: _____
11/07/2016

This report may not be reproduced except with prior written approval from Pilot Testing Limited.

Address: No.B12, 5th Floor, Block B, Tonic Industrial Centre, No.19 Lam Hing Street, Kowloon Bay, Kowloon
Phone +852 2527 6691 | Email info@pilot-testing.com

**REPORT OF EQUIPMENT PERFORMANCE CHECK / CALIBRATION**

WORK ORDER: HK1610339
DATE OF ISSUE: 11/07/2016
CLIENT: LAM GEOTECHNICS LIMITED

Equipment Type:	Turbidimeter
Brand Name:	Xin Rui
Model No.:	WGZ-3B
Serial No.:	1309192
Equipment No.:	---
Date of Calibration:	11/07/2016
Date of next Calibration:	11/10/2016

Parameters:**Turbidity**Method Ref: APHA 22nd ed. 2130B

Expected Reading (NTU)	Display Reading (NTU)	Tolerance
0	0.00	---
4	4.20	5.0%
10	10.0	0.0%
40	39.0	-2.5%
100	100	0.0%
400	390	-2.5%
1000	990	-1.0%
	Tolerance Limit (\pm)	10%

Remark: "Displayed Reading" presents the figures shown on item under calibration/checking regardless of equipment precision or significant figures.



REPORT OF EQUIPMENT PERFORMANCE CHECK / CALIBRATION

Information supplied by customer:

CONTACT: MR. SAM LAM **WORK ORDER:** HK1610168
CLIENT: LAM GEOTECHNICS LIMITED
DATE RECEIVED: 07/04/2016
DATE OF ISSUE: 14/04/2016
ADDRESS: 11/F, CENTRE POINT, 181-185, GLOUCESTER ROAD,
WANCHAI, HONG KONG
PROJECT: ---

METHOD OF PERFORMANCE CHECK/ CALIBRATION:

Ref: APHA22nd ed 2130B

COMMENTS

It is certified that the item under performance check/calibration has been calibrated/checked by corresponding calibrated equipment in the laboratory.

Maximum Tolerance and calibration frequency stated in the report, unless otherwise stated, the internal acceptance criteria of Pilot Testing Limited will be followed.

Scope of Test:	Turbidity
Equipment Type:	Turbidimeter
Brand Name:	Xin Rui
Model No.:	WGZ-3B
Serial No.:	1203015
Equipment No.:	---
Date of Calibration:	08/04/2016

Remarks:

This is the Final Report. Results apply to sample(s) as submitted. All pages of this report have been checked and approved for release.

Approved Signatory: _____

Ms. Wong Po Yan, Pauline
Testing Engineer

Issue Date: _____

14/04/2016

This report may not be reproduced except with prior written approval from Pilot Testing Limited.

Address: No.B12, 5th Floor, Block B, Tonic Industrial Centre, No.19 Lam Hing Street, Kowloon Bay, Kowloon
Phone +852 2527 6691 | Email info@pilot-testing.com

**REPORT OF EQUIPMENT PERFORMANCE CHECK / CALIBRATION**

WORK ORDER: HK1610168
DATE OF ISSUE: 14/04/2016
CLIENT: LAM GEOTECHNICS LIMITED

Equipment Type:	Turbidimeter
Brand Name:	Xin Rui
Model No.:	WGZ-3B
Serial No.:	1203015
Equipment No.:	---
Date of Calibration:	08/04/2016
Date of next Calibration:	08/07/2016

Parameters:**Turbidity**Method Ref: APHA 22nd ed. 2130B

Expected Reading (NTU)	Display Reading (NTU)	Tolerance (%)
0	0.00	---
4	4.13	3.3
10	9.75	-2.5
40	41.2	3.0
100	98.4	-1.6
400	407	1.8
1000	976	-2.4
	Tolerance Limit (±%)	10.0

Remark: "Displayed Reading" presents the figures shown on item under calibration/checking regardless of equipment precision or significant figures.

REPORT OF EQUIPMENT PERFORMANCE CHECK / CALIBRATION

WORK ORDER: HK1610345
DATE OF ISSUE: 11/07/2016
CLIENT: LAM GEOTECHNICS LIMITED

Equipment Type:	Turbidimeter
Brand Name:	Xin Rui
Model No.:	WGZ-3B
Serial No.:	1203015
Equipment No.:	---
Date of Calibration:	11/07/2016
Date of next Calibration:	11/10/2016

Parameters:
Turbidity

Method Ref: APHA 22nd ed. 2130B

Expected Reading (NTU)	Display Reading (NTU)	Tolerance
0	0.00	---
4	4.10	2.5%
10	10.7	7.0%
40	40.7	1.8%
100	105	5.0%
400	396	-1.0%
1000	1007	0.7%
	Tolerance Limit (±)	10%

Remark: "Displayed Reading" presents the figures shown on item under calibration/checking regardless of equipment precision or significant figures.



REPORT OF EQUIPMENT PERFORMANCE CHECK / CALIBRATION

Information supplied by customer:

CONTACT: MR. SAM LAM **WORK ORDER:** HK1610156
CLIENT: LAM GEOTECHNICS LIMITED
DATE RECEIVED: 24/03/2016
DATE OF ISSUE: 01/04/2016
ADDRESS: 11/F, CENTRE POINT, 181-185, GLOUCESTER ROAD,
WANCHAI, HONG KONG
PROJECT: ---

METHOD OF PERFORMANCE CHECK/ CALIBRATION:

Ref: APHA22nd ed 2130B

COMMENTS

It is certified that the item under performance check/calibration has been calibrated/checked by corresponding calibrated equipment in the laboratory.
Maximum Tolerance and calibration frequency stated in the report, unless otherwise stated, the internal acceptance criteria of Pilot Testing Limited will be followed.

Scope of Test:	Turbidity
Equipment Type:	Turbidimeter
Brand Name:	Xin Rui
Model No.:	WGZ-3B
Serial No.:	1512036
Equipment No.:	---
Date of Calibration:	01/04/2016

Remarks:

This is the Final Report. Results apply to sample(s) as submitted. All pages of this report have been checked and approved for release.

Approved Signatory: _____
Ms. Wong Po Yan, Pauline
Testing Engineer

Issue Date: _____ 01/04/2016

**REPORT OF EQUIPMENT PERFORMANCE CHECK / CALIBRATION**

WORK ORDER: HK1610156
DATE OF ISSUE: 01/04/2016
CLIENT: LAM GEOTECHNICS LIMITED

Equipment Type:	Turbidimeter
Brand Name:	Xin Rui
Model No.:	WGZ-3B
Serial No.:	1512036
Equipment No.:	---
Date of Calibration:	01/04/2016
Date of next Calibration:	01/07/2016

Parameters:**Turbidity**Method Ref: APHA 22nd ed. 2130B

Expected Reading (NTU)	Display Reading (NTU)	Tolerance (%)
0	0.00	---
4	3.89	-2.8
10	9.90	-1.0
40	39.6	-1.0
100	98.4	-1.6
400	399	-0.2
1000	999	-0.1
	Tolerance Limit ($\pm\%$)	10.0

Remark: "Displayed Reading" presents the figures shown on item under calibration/checking regardless of equipment precision or significant figures.

**REPORT OF EQUIPMENT PERFORMANCE CHECK / CALIBRATION****Information supplied by customer:**

CONTACT: MR. SAM LAM **WORK ORDER:** HK1610364
CLIENT: LAM GEOTECHNICS LIMITED
DATE RECEIVED: 19/07/2016
DATE OF ISSUE: 19/07/2016
ADDRESS: 11/F, CENTRE POINT, 181-185, GLOUCESTER ROAD,
WANCHAI, HONG KONG
PROJECT: ---

METHOD OF PERFORMANCE CHECK/ CALIBRATION:

Ref: APHA22nd ed 2130B

COMMENTS

It is certified that the item under performance check/calibration has been calibrated/checked by corresponding calibrated equipment in the laboratory.


Maximum Tolerance and calibration frequency stated in the report, unless otherwise stated, the internal acceptance criteria of Pilot Testing Limited will be followed.

Scope of Test:	Turbidity
Equipment Type:	Turbidimeter
Brand Name:	Xin Rui
Model No.:	WGZ-3B
Serial No.:	1512036
Equipment No.:	---
Date of Calibration:	19/07/2016

Remarks:

This is the Final Report. Results apply to sample(s) as submitted. All pages of this report have been checked and approved for release.

Approved Signatory: _____


Ms. Wong Po Yan, Pauline
Testing Engineer

Issue Date: _____

19/07/2016

This report may not be reproduced except with prior written approval from Pilot Testing Limited.

Address: No.B12, 5th Floor, Block B, Tonic Industrial Centre, No.19 Lam Hing Street, Kowloon Bay, Kowloon
Phone +852 2527 6691 | Email info@pilot-testing.com



REPORT OF EQUIPMENT PERFORMANCE CHECK / CALIBRATION

WORK ORDER: HK1610364
DATE OF ISSUE: 19/07/2016
CLIENT: LAM GEOTECHNICS LIMITED

Equipment Type:	Turbidimeter
Brand Name:	Xin Rui
Model No.:	WGZ-3B
Serial No.:	1512036
Equipment No.:	---
Date of Calibration:	19/07/2016
Date of next Calibration:	19/10/2016

Parameters:
Turbidity

Method Ref: APHA 22nd ed. 2130B

Expected Reading (NTU)	Display Reading (NTU)	Tolerance
0	0.00	---
4	4.06	1.5%
10	9.45	-5.5%
40	41.1	2.8%
100	99.3	-0.7%
400	427	6.8%
1000	992	-0.8%
	Tolerance Limit (±)	10%

Remark: "Displayed Reading" presents the figures shown on item under calibration/checking regardless of equipment precision or significant figures.



EQUIPMENT PERFORMANCE CHECK / CALIBRATION REPORT

Report No. : HK1610202
Project Name : EQUIPMENT PERFORMANCE CHECK/CALIBRATION REPORT
Date of Issue : 21/04/2016

Customer : LAM GEOTECHNICS LIMITED
Address : 11/F., CENTRE POINT, 181-185 GLOUCESTER ROAD, WAN CHAI, HONG KONG

Calibration Job No. : HK1610202
Test Item No. : HK1610202-01
Test Item Details
Test Item Description : Multifunctional Meter
Manufacturer : YSI
Model No. : Professional Plus
Serial No. : 14E100105
Performance Method : Checked according to in-house method CAL005
 (References: Temperature (Section 6 of International Accreditation New Zealand Technical Guide No. 3 Second edition March 2008: Working Thermometer Calibration Procedure), pH value (APHA 21e 4500H:B), Salinity (Refer to Conductivity APHA 19e 2510B) , Dissolved oxygen (APHA 19e 4500-O,C))

Test Item Receipt Date : 14-Apr-16
Test Item Calibration Date : 15-Apr-16

- Notes :
1. This report shall not be reproduced, except in full, without prior approval from Pilot Testing Limited.
 2. Results relate to item(s) as received.
 3. ± indicates the tolerance limit
 4. N/A = Not applicable
 5. APHA - American Public Health Association, American Water Works Association and Water Environment Federation, Standard Methods for the Examination of Water and Wastewater, APHA-AWWA-WEF. USA
 6. DO, pH, salinity and temperature performance check was conducted by Pilot Testing Limited.
 7. Because of high sensitivity and ease of measurement, the conductivity method (according to APHA 19e 2510) is used to determine salinity.

Approved Signatory :

Ms. Wong Po Yan, Pauline
(Testing Engineer)

Issue Date:

21/04/2016


REPORT OF EQUIPMENT PERFORMANCE CHECK/CALIBRATION

WORK ORDER: HK1610202
DATE OF ISSUE: 21/04/2016
CLIENT: LAM GEOTECHNICS LIMITED

Equipment Type	Multifunctional Meter
Manufacturer	YSI
Model No.	Professional Plus
Serial No.	14E100105
Date of Calibration	15-Apr-16
Date of next Calibration	15-Jul-16

Parameters:

Temperature (Method Ref: Section 6 of International Accreditation New Zealand Technical Guide No.3 Second edition March 2008: Working Thermometer Calibration Procedure)

Reference Reading (°C)	Display Reading (°C)	Deviation (°C)
10.1	9.8	-0.3
20.3	20.6	+0.3
30.3	30.1	-0.2
Tolerance Limit		±2.0

pH Value (Method Ref: APHA21e, 4500H:B)

Expected Reading (pH unit)	Reference Reading (pH unit)	Display Reading (pH unit)	Deviation (pH unit)
4.0	4.08	4.02	-0.06
7.0	7.04	7.07	+0.03
10.0	9.98	10.03	+0.05
Tolerance Limit			±0.20

Conductivity (Method Ref: APHA 19e, 2510)

KCl concentration (mol/L)	Reference Reading (ms/cm)	Display Reading (ms/cm)	Deviation (%)
0.0000	0.00	0.00	--
0.1000	12.89	12.75	-1.09
0.2000	24.80	24.99	+0.77
0.5000	58.67	58.44	-0.39
Tolerance Limit			±2.0

Dissolved Oxygen (DO) (Method Ref: APHA 19e, 4500-O, C)

Reference DO reading (mg/L)	DO reading od DO probe (mg/L)	Deviation (mg/L)
8.75	8.69	-0.06
4.87	4.92	+0.05
2.84	2.92	+0.08
Tolerance Limit		±0.20

- Remarks:
- (1) Maximum tolerance and calibration frequency stated in the report, unless otherwise stated, the internal acceptance criteria of Pilot Testing Limited will be followed.
 - (2) Displayed reading presents the figures shown on item under calibration/checking regardless of equipment precision or significant figures.
 - (3) Because of high sensitivity and ease of measurement, the conductivity method (according to APHA 19e 2510) is used to determine salinity.

- End of Report -



EQUIPMENT PERFORMANCE CHECK / CALIBRATION REPORT

Report No. : HK1610344
 Project Name : EQUIPMENT PERFORMANCE CHECK/CALIBRATION REPORT
 Date of Issue : 11/7/16

Customer : LAM GEOTECHNICS LIMITED
 Address : 11/F., CENTRE POINT, 181-185 GLOUCESTER ROAD, WAN CHAI, HONG KONG

Calibration Job No. : HK1610344
 Test Item No. : HK1610344-01
 Test Item Details :
 Test Item Description : Multifunctional Meter
 Manufacturer : YSI
 Model No. : Professional Plus
 Serial No. : 14E100105
 Performance Method : Checked according to in-house method CAL005
 (References: Temperature (Section 6 of International Accreditation New Zealand Technical Guide No. 3 Second edition March 2008: Working Thermometer Calibration Procedure), pH value (APHA 21e 4500H:B), Salinity (Refer to Conductivity APHA 19e 2510B) , Dissolved oxygen (APHA 19e 4500-O,C))

Test Item Receipt Date : 6-Jul-16
 Test Item Calibration Date : 11-Jul-16

- Notes :
1. This report shall not be reproduced, except in full, without prior approval from Pilot Testing Limited.
 2. Results relate to item(s) as received.
 3. \pm indicates the tolerance limit
 4. N/A = Not applicable
 5. APHA - American Public Health Association, American Water Works Association and Water Environment Federation, Standard Methods for the Examination of Water and Wastewater, APHA-AWWA-WEF. USA
 6. DO, pH, salinity and temperature performance check was conducted by Pilot Testing Limited.
 7. Because of high sensitivity and ease of measurement, the conductivity method (according to APHA 19e 2510) is used to determine salinity.

Approved Signatory :

Ms. Wong Po Yan, Pauline
 (Testing Engineer)

Issue Date:

11/7/16


REPORT OF EQUIPMENT PERFORMANCE CHECK/CALIBRATION

WORK ORDER: HK1610344
DATE OF ISSUE: 11/7/16
CLIENT: LAM GEOTECHNICS LIMITED

Equipment Type	Multifunctional Meter
Manufacturer	YSI
Model No.	Professional Plus
Serial No.	14E100105
Date of Calibration	11-Jul-16
Date of next Calibration	11-Oct-16

Parameters:

Temperature (Method Ref: Section 6 of International Accreditation New Zealand Technical Guide No.3 Second edition March 2008: Working Thermometer Calibration Procedure)

Reference Reading (°C)	Display Reading (°C)	Deviation (°C)
11.6	11.8	0.2
21.5	21.5	0.0
31.8	31.4	-0.4
Tolerance Limit		±2.0

pH Value (Method Ref: APHA21e, 4500H:B)

Expected Reading (pH unit)	Reference Reading (pH unit)	Display Reading (pH unit)	Deviation (pH unit)
4.0	4.04	3.99	-0.05
7.0	7.04	7.11	0.07
10.0	9.98	10.06	0.08
Tolerance Limit			±0.20

Conductivity (Method Ref: APHA 19e, 2510)

KCl concentration (mol/L)	Reference Reading (ms/cm)	Display Reading (ms/cm)	Deviation (%)
0.0000	0.00	0.00	--
0.1000	12.76	12.69	-0.55
0.2000	24.40	24.30	-0.41
0.5000	56.20	55.80	-0.71
Tolerance Limit			±2.0

Dissolved Oxygen (DO) (Method Ref: APHA 19e, 4500-O, C)

Reference DO reading (mg/L)	DO reading od DO probe (mg/L)	Deviation (mg/L)
7.20	7.17	-0.03
5.10	4.94	-0.16
4.00	3.92	-0.08
Tolerance Limit		±0.20

- Remarks:
- (1) Maximum tolerance and calibration frequency stated in the report, unless otherwise stated, the internal acceptance criteria of Pilot Testing Limited will be followed.
 - (2) Displayed reading presents the figures shown on item under calibration/checking regardless of equipment precision or significant figures.
 - (3) Because of high sensitivity and ease of measurement, the conductivity method (according to APHA 19e 2510) is used to determine salinity.
 - (4) Due to the malfunction of pH sensor, there is no reading shown on the multimeter's screen. pH parameter is failed to comply with the tolerance.

- End of Report -



EQUIPMENT PERFORMANCE CHECK / CALIBRATION REPORT

Report No. : HK1610157
 Project Name : EQUIPMENT PERFORMANCE CHECK/CALIBRATION REPORT
 Date of Issue : 20/04/2016

Customer : LAM GEOTECHNICS LIMITED
 Address : 11/F., CENTRE POINT, 181-185 GLOUCESTER ROAD, WAN CHAI, HONG KONG

Performance check / Calibration Job No. : HK1610157
 Test Item No. : HK1610157-01
 Test Item Details
 Test Item Description : Multifunctional Meter
 Manufacturer : YSI
 Model No. : Professional Plus
 Serial No. : 14M100277
 Performance Method : Checked according to in-house method CAL005
 (References: Temperature (Section 6 of International Accreditation New Zealand Technical Guide No. 3 Second edition March 2008: Working Thermometer Calibration Procedure), pH value (APHA 21e 4500H:B), Salinity (Refer to Conductivity APHA 19e 2510B) , Dissolved oxygen (APHA 19e 4500-O,C))

Test Item Receipt Date : 13-Apr-16
 Test Item Performance check / Calibration Date : 15-Apr-16

- Notes :
1. This report shall not be reproduced, except in full, without prior approval from Pilot Testing Limited.
 2. Results relate to item(s) as received.
 3. ± indicates the tolerance limit
 4. N/A = Not applicable
 5. APHA - American Public Health Association, American Water Works Association and Water Environment Federation, Standard Methods for the Examination of Water and Wastewater, APHA-AWWA-WEF. USA
 6. DO, pH, salinity and temperature performance check was conducted by Pilot Testing Limited.
 7. Because of high sensitivity and ease of measurement, the conductivity method (according to APHA 19e 2510) is used to determine salinity.

Approved Signatory :

Ms. Wong Po Yan, Pauline
 (Testing Engineer)

Issue Date: 20/04/2016


REPORT OF EQUIPMENT PERFORMANCE CHECK/CALIBRATION

WORK ORDER: HK1610157
DATE OF ISSUE: 20/04/2016
CLIENT: LAM GEOTECHNICS LIMITED

Equipment Type	Multifunctional Meter
Manufacturer	YSI
Model No.	Professional Plus
Serial No.	14M100277
Date of Performance check / Calibration	15-Apr-16
Date of next Performance check / Calibration	15-Jul-16

Parameters:

Temperature (Method Ref: Section 6 of International Accreditation New Zealand Technical Guide No.3 Second edition March 2008: Working Thermometer Calibration Procedure)

Reference Reading (°C)	Display Reading (°C)	Deviation (°C)
10.1	10.3	+0.2
20.3	20.1	-0.2
29.9	30.3	+0.4
Tolerance Limit		±2.0

pH Value (Method Ref: APHA21e, 4500H:B)

Expected Reading (pH unit)	Reference Reading (pH unit)	Display Reading (pH unit)	Deviation (pH unit)
4.0	4.06	4.11	+0.05
7.0	7.05	6.94	-0.11
10.0	10.11	10.09	-0.02
Tolerance Limit			±0.20

Conductivity (Method Ref: APHA 19e, 2510)

KCl concentration (mol/L)	Reference Reading (ms/cm)	Display Reading (ms/cm)	Deviation (%)
0.0000	0.00	0.00	--
0.1000	12.89	12.77	-0.93
0.2000	24.80	24.97	+0.69
0.5000	58.67	58.54	-0.22
Tolerance Limit			±2.0

Dissolved Oxygen (DO) (Method Ref: APHA 19e, 4500-O, C)

Reference DO reading (mg/L)	DO reading od DO probe (mg/L)	Deviation (mg/L)
8.54	8.66	+0.12
4.41	4.49	+0.08
2.23	2.19	-0.04
Tolerance Limit		±0.20

- Remarks:
- (1) Maximum tolerance and performance check / calibration frequency stated in the report, unless otherwise stated, the internal acceptance criteria of Pilot Testing Limited will be followed.
 - (2) Displayed reading presents the figures shown on item under calibration/checking regardless of equipment precision or significant figures.
 - (3) Because of high sensitivity and ease of measurement, the conductivity method (according to APHA 19e 2510) is used to determine salinity.

- End of Report -



EQUIPMENT PERFORMANCE CHECK / CALIBRATION REPORT

Report No. : HK1610365
Project Name : EQUIPMENT PERFORMANCE CHECK/CALIBRATION REPORT
Date of Issue : 19/07/2016

Customer : LAM GEOTECHNICS LIMITED
Address : 11/F., CENTRE POINT, 181-185 GLOUCESTER ROAD, WAN CHAI, HONG KONG

Calibration Job No. : HK1610365
Test Item No. : HK1610365-01
Test Item Details
Test Item Description : Multifunctional Meter
Manufacturer : YSI
Model No. : Professional Plus
Serial No. : 14M100277
Performance Method : Checked according to in-house method CAL005
(References: Temperature (Section 6 of International Accreditation New Zealand Technical Guide No. 3 Second edition March 2008: Working Thermometer Calibration Procedure), pH value (APHA 21e 4500H:B), Salinity (Refer to Conductivity APHA 19e 2510B) , Dissolved oxygen (APHA 19e 4500-O,C))
Test Item Receipt Date : 19-Jul-16
Test Item Calibration Date : 19-Jul-16

- Notes :
1. This report shall not be reproduced, except in full, without prior approval from Pilot Testing Limited.
 2. Results relate to item(s) as received.
 3. ± indicates the tolerance limit
 4. N/A = Not applicable
 5. APHA - American Public Health Association, American Water Works Association and Water Environment Federation, Standard Methods for the Examination of Water and Wastewater, APHA-AWWA-WEF. USA
 6. DO, pH, salinity and temperature performance check was conducted by Pilot Testing Limited.
 7. Because of high sensitivity and ease of measurement, the conductivity method (according to APHA 19e 2510) is used to determine salinity.

Approved Signatory :

Ms. Wong Po Yan, Pauline
(Testing Engineer)

Issue Date:

19/07/2016



TISCH ENVIRONMENTAL, INC.
 145 SOUTH MIAMI AVE
 VILLAGE OF CLEVES, OH
 45002
 513.467.9000
 877.263.7610 TOLL FREE
 513.467.9009 FAX

ORIFICE TRANSFER STANDARD CERTIFICATION WORKSHEET TE-5025A

Date - Jun 30, 2015 Rootsmeter S/N 0438320 Ta (K) - 296
 Operator Tisch Orifice I.D. - 0005 Pa (mm) - 749.3

PLATE OR Run #	VOLUME START (m3)	VOLUME STOP (m3)	DIFF VOLUME (m3)	DIFF TIME (min)	METER	ORFICE
					DIFF Hg (mm)	DIFF H2O (in.)
1	NA	NA	1.00	1.3930	3.2	2.00
2	NA	NA	1.00	0.9800	6.4	4.00
3	NA	NA	1.00	0.8790	7.9	5.00
4	NA	NA	1.00	0.8350	8.7	5.50
5	NA	NA	1.00	0.6900	12.7	8.00

DATA TABULATION

Vstd	(x axis) Qstd	(y axis)	Va	(x axis) Qa	(y axis)
0.9883	0.7095	1.4090	0.9957	0.7148	0.8889
0.9841	1.0042	1.9926	0.9915	1.0117	1.2570
0.9820	1.1172	2.2278	0.9894	1.1256	1.4054
0.9810	1.1749	2.3365	0.9884	1.1837	1.4740
0.9757	1.4141	2.8179	0.9830	1.4247	1.7777
Qstd slope (m) = 2.00072			Qa slope (m) = 1.25282		
intercept (b) = -0.01209			intercept (b) = -0.00763		
coefficient (r) = 0.99995			coefficient (r) = 0.99995		
y axis = SQRT[H2O(Pa/760) (298/Ta)]			y axis = SQRT[H2O(Ta/Pa)]		

CALCULATIONS

Vstd = Diff. Vol [(Pa-Diff. Hg)/760] (298/Ta)
 Qstd = Vstd/Time

Va = Diff Vol [(Pa-Diff Hg)/Pa]
 Qa = Va/Time

For subsequent flow rate calculations:

Qstd = 1/m { [SQRT(H2O(Pa/760) (298/Ta))] - b }
 Qa = 1/m { [SQRT H2O(Ta/Pa)] - b }



Calibration Data for High Volume Sampler (TSP Sampler)

Location	: CMA1b	Calibration Date	: 18-May-16
Equipment no.	: HVS001	Calibration Due Date	: 18-Jul-16

CALIBRATION OF CONTINUOUS FLOW RECORDER

Ambient Condition			
Temperature, T _a	299	Kelvin	Pressure, P _a
			1010 mmHg

Orifice Transfer Standard Information					
Equipment No.	Ori001	Slope, m _c	2.00072	Intercept, b _c	-0.01209
Last Calibration Date	30-Jun-15	$(H \times P_a / 1013.3 \times 298 / T_a)^{1/2}$			
Next Calibration Date	30-Jun-16	$= m_c \times Q_{std} + b_c$			

Calibration of TSP						
Calibration Point	Manometer Reading			Q _{std}	Continuous Flow	IC
	H (inches of water)			(m ³ / min.)	Recorder, W	(W(P _a /1013.3x298/T _a) ^{1/2} /35.31)
	(up)	(down)	(difference)	X-axis	(CFM)	Y-axis
1	6.3	6.3	12.6	1.7744	58	57.8086
2	4.9	4.9	9.8	1.5656	52	51.8284
3	3.5	3.5	7.0	1.3241	44	43.8548
4	2.5	2.5	5.0	1.1200	36	35.8812
5	1.5	1.5	3.0	0.8689	24	23.9208

By Linear Regression of Y on X

Slope, m	=	37.1752		Intercept, b	=	-6.8058
Correlation Coefficient*	=	0.9946				
Calibration Accepted	=	Yes/No**				

* If Correlation Coefficient < 0.990, check and recalibration again.

** Delete as appropriate.

Remarks : As per client's provided information, the equipment reference no. of the calibrated High Volume Sampler has been re-assigned from EL452 to HVS001 with respect to the update in quality management system.

Calibrated by	: Kit Au	Checked by	: Pauline Wong
Date	: 18-May-16	Date	: 18-May-16



Calibration Data for High Volume Sampler (TSP Sampler)

Location : CMA1b
 Equipment no. : HVS001

Calibration Date : 13-Jul-16
 Calibration Due Date : 13-Sep-16

CALIBRATION OF CONTINUOUS FLOW RECORDER

Ambient Condition			
Temperature, T_a	302	Kelvin	Pressure, P_a
			1005 mmHg

Orifice Transfer Standard Information					
Equipment No.	Ori002	Slope, m_c	2.10714	Intercept, b_c	-0.05158
Last Calibration Date	20-May-16	$\left(\frac{H \times P_a}{1013.3 \times 298 / T_a} \right)^{1/2}$ $= m_c \times Q_{std} + b_c$			
Next Calibration Date	20-May-17				

Calibration of TSP						
Calibration Point	Manometer Reading			Q_{std} ($m^3 / min.$) X-axis	Continuous Flow Recorder, W (CFM)	IC ($W(P_a/1013.3 \times 298/T_a)^{1/2}/35.31$) Y-axis
	(up)	(down)	(difference)			
1	5.6	5.6	11.2	1.5957	54	53.4211
2	4.4	4.4	8.8	1.4172	48	47.4854
3	3.6	3.6	7.2	1.2842	42	41.5497
4	2.5	2.5	5.0	1.0743	34	33.6355
5	1.6	1.6	3.2	0.8643	28	27.6998

By Linear Regression of Y on X

Slope, m = 36.0048 Intercept, b = -4.1452
 Correlation Coefficient* = 0.9976
 Calibration Accepted = Yes/No**

* if Correlation Coefficient < 0.990, check and recalibration again.

** Delete as appropriate.

Remarks : As per client's provided information, the equipment reference no. of the calibrated High Volume Sampler has been re-assigned from EL452 to HVS001 with respect to the update in quality management system.

Calibrated by : Kit Au
 Date : 13-Jul-16

Checked by : Pauline Wong
 Date : 13-Jul-16



Calibration Data for High Volume Sampler (TSP Sampler)

Location : CMA2a Calibration Date : 18-May-16
 Equipment no. : HVS002 Calibration Due Date : 18-Jul-16

CALIBRATION OF CONTINUOUS FLOW RECORDER

Ambient Condition			
Temperature, T _a	299	Kelvin	Pressure, P _a
			1010 mmHg

Orifice Transfer Standard Information					
Equipment No.	Ori001	Slope, m _c	2.00072	Intercept, b _c	-0.01209
Last Calibration Date	30-Jun-15	$(H \times P_a / 1013.3 \times 298 / T_a)^{1/2}$ $= m_c \times Q_{std} + b_c$			
Next Calibration Date	30-Jun-16				

Calibration of TSP						
Calibration Point	Manometer Reading			Q _{std} (m ³ / min.) X-axis	Continuous Flow Recorder, W (CFM)	IC (W(P _a /1013.3x298/T _a) ^{1/2} /35.31) Y-axis
	(up)	(down)	(difference)			
1	6.8	6.8	13.6	1.8432	58	57.8086
2	5.5	5.5	11.0	1.6583	52	51.8284
3	4.3	4.3	8.6	1.4670	44	43.8548
4	2.8	2.8	5.6	1.1849	38	37.8746
5	1.8	1.8	3.6	0.9513	32	31.8944

By Linear Regression of Y on X

Slope, m = 28.8731 Intercept, b = 3.6256
 Correlation Coefficient* = 0.9928
 Calibration Accepted = Yes/No**

* if Correlation Coefficient < 0.990, check and recalibration again.

** Delete as appropriate.

Remarks : As per client's provided information, the equipment reference no. of the calibrated High Volume Sampler has been
 re-assigned from EL449 to HVS002 with respect to the update in quality management system.

Calibrated by : Kit Au Checked by : Pualine Wong
 Date : 18-May-16 Date : 18-May-16



Calibration Data for High Volume Sampler (TSP Sampler)

Location : CMA2a
 Equipment no. : HVS002

Calibration Date : 13-Jul-16
 Calibration Due Date : 13-Sep-16

CALIBRATION OF CONTINUOUS FLOW RECORDER

Ambient Condition			
Temperature, T_a	302	Kelvin	Pressure, P_a
			1005 mmHg

Orifice Transfer Standard Information					
Equipment No.	Ori002	Slope, m_c	2.10714	Intercept, b_c	-0.05158
Last Calibration Date	20-May-16	$\left(\frac{H \times P_a}{1013.3 \times 298 / T_a} \right)^{1/2}$ $= m_c \times Q_{std} + b_c$			
Next Calibration Date	20-May-17				

Calibration of TSP						
Calibration Point	Manometer Reading			Q_{std} ($m^3 / \text{min.}$) X-axis	Continuous Flow Recorder, W (CFM)	IC ($W(P_a/1013.3 \times 298/T_a)^{1/2}/35.31$) Y-axis
	(up)	(down)	(difference)			
1	6.8	6.8	13.6	1.7559	58	57.3782
2	5.5	5.5	11.0	1.5816	52	51.4425
3	4.2	4.2	8.4	1.3852	46	45.5068
4	2.9	2.9	5.8	1.1552	38	37.5926
5	1.6	1.6	3.2	0.8643	30	29.6784

By Linear Regression of Y on X

Slope, m = 31.2362 Intercept, b = 2.1999
 Correlation Coefficient* = 0.9991
 Calibration Accepted = Yes/No**

* if Correlation Coefficient < 0.990, check and recalibration again.

** Delete as appropriate.

Remarks : As per client's provided information, the equipment reference no. of the calibrated High Volume Sampler has been re-assigned from EL449 to HVS002 with respect to the update in quality management system.

Calibrated by : Kit Au
 Date : 13-Jul-16

Checked by : Pualine Wong
 Date : 13-Jul-16



Calibration Data for High Volume Sampler (TSP Sampler)

Location : CMA3a Calibration Date : 18-May-16
 Equipment no. : HVS012 Calibration Due Date : 18-Jul-16

CALIBRATION OF CONTINUOUS FLOW RECORDER

Ambient Condition					
Temperature, T_a	299	Kelvin	Pressure, P_a	1010	mmHg

Orifice Transfer Standard Information					
Equipment No.	Ori001	Slope, m_c	2.00072	Intercept, b_c	-0.01209
Last Calibration Date	30-Jun-15	$\left(H \times P_a / 1013.3 \times 298 / T_a \right)^{1/2}$ $= m_c \times Q_{std} + b_c$			
Next Calibration Date	30-Jun-16				

Calibration of TSP						
Calibration Point	Manometer Reading H (inches of water)			Q_{std} ($m^3 / min.$) X-axis	Continuous Flow Recorder, W (CFM)	IC ($W(P_a/1013.3 \times 298/T_a)^{1/2}/35.31$) Y-axis
	(up)	(down)	(difference)			
1	6.0	6.0	12.0	1.7318	56	55.8152
2	4.8	4.8	9.6	1.5496	52	51.8284
3	4.0	4.0	8.0	1.4151	44	43.8548
4	2.8	2.8	5.6	1.1849	38	37.8746
5	1.7	1.7	3.4	0.9246	30	29.9010

By Linear Regression of Y on X

Slope, m = 32.9166 Intercept, b = -0.9510

Correlation Coefficient* = 0.9925

Calibration Accepted = Yes/No**

* if Correlation Coefficient < 0.990, check and recalibration again.

** Delete as appropriate.

Remarks : As per client's provided information, the equipment reference no. of the calibrated High Volume Sampler has been
re-assigned from EL333 to HVS012 with respect to the update in quality management system.

Calibrated by : Kit Au Checked by : Pauline Wong
 Date : 18-May-16 Date : 18-May-16



Calibration Data for High Volume Sampler (TSP Sampler)

Location : CMA3a Calibration Date : 13-Jul-16
 Equipment no. : HVS012 Calibration Due Date : 13-Sep-16

CALIBRATION OF CONTINUOUS FLOW RECORDER

Ambient Condition			
Temperature, T _a	302	Kelvin	Pressure, P _a
			1005 mmHg

Orifice Transfer Standard Information					
Equipment No.	Ori002	Slope, m _c	2.10714	Intercept, b _c	-0.05158
Last Calibration Date	20-May-16	$\left(\frac{H \times P_a}{1013.3 \times 298 / T_a} \right)^{1/2}$ $= m_c \times Q_{std} + b_c$			
Next Calibration Date	20-May-17				

Calibration of TSP						
Calibration Point	Manometer Reading			Q _{std} (m ³ / min.) X-axis	Continuous Flow Recorder, W (CFM)	IC (W(P _a /1013.3x298/T _a) ^{1/2} /35.31) Y-axis
	(up)	(down)	(difference)			
1	5.4	5.4	10.8	1.5674	52	51.4425
2	4.4	4.4	8.8	1.4172	48	47.4854
3	3.4	3.4	6.8	1.2488	42	41.5497
4	2.4	2.4	4.8	1.0531	38	37.5926
5	1.4	1.4	2.8	0.8101	30	29.6784

By Linear Regression of Y on X

Slope, m = 28.4435 Intercept, b = 6.8685
 Correlation Coefficient* = 0.9975
 Calibration Accepted = Yes/No**

* if Correlation Coefficient < 0.990, check and recalibration again.

** Delete as appropriate.

Remarks : As per client's provided information, the equipment reference no. of the calibrated High Volume Sampler has been re-assigned from EL333 to HVS012 with respect to the update in quality management system.

Calibrated by : Kit Au Checked by : Pauline Wong
 Date : 13-Jul-16 Date : 13-Jul-16



Calibration Data for High Volume Sampler (TSP Sampler)

Location : CMA4a Calibration Date : 18-May-16
 Equipment no. : HVS004 Calibration Due Date : 18-Jul-16

CALIBRATION OF CONTINUOUS FLOW RECORDER

Ambient Condition			
Temperature, T _a	299	Kelvin	Pressure, P _a
			1010 mmHg

Orifice Transfer Standard Information					
Equipment No.	Ori001	Slope, m _c	2.00072	Intercept, b _c	-0.01209
Last Calibration Date	30-Jun-15	$(H \times P_a / 1013.3 \times 298 / T_a)^{1/2}$ $= m_c \times Q_{std} + b_c$			
Next Calibration Date	30-Jun-16				

Calibration of TSP						
Calibration Point	Manometer Reading H (inches of water)			Q _{std} (m ³ / min.) X-axis	Continuous Flow Recorder, W (CFM)	IC (W(P _a /1013.3x298/T _a) ^{1/2} /35.31) Y-axis
	(up)	(down)	(difference)			
1	6.4	6.4	12.8	1.7884	54	53.8218
2	5.3	5.3	10.6	1.6280	50	49.8350
3	4.2	4.2	8.4	1.4499	44	43.8548
4	2.8	2.8	5.6	1.1849	32	31.8944
5	1.6	1.6	3.2	0.8972	22	21.9274

By Linear Regression of Y on X

Slope, m = 37.0104 Intercept, b = -11.1654
 Correlation Coefficient* = 0.9968
 Calibration Accepted = Yes/Ne**

* if Correlation Coefficient < 0.990, check and recalibration again.

** Delete as appropriate.

Remarks : As per client's provided information, the equipment reference no. of the calibrated High Volume Sampler has been re-assigned from EL390 to HVS004 with respect to the update in quality management system.

Calibrated by : Kit Au Checked by : Pauline Wong
 Date : 18-May-16 Date : 18-May-16



Calibration Data for High Volume Sampler (TSP Sampler)

Location : CMA4a
 Equipment no. : HVS004

Calibration Date : 13-Jul-16
 Calibration Due Date : 13-Sep-16

CALIBRATION OF CONTINUOUS FLOW RECORDER

Ambient Condition			
Temperature, T _a	302	Kelvin	Pressure, P _a
			1005 mmHg

Orifice Transfer Standard Information					
Equipment No.	Ori002	Slope, m _c	2.10714	Intercept, b _c	-0.05158
Last Calibration Date	20-May-16	$\left(H \times P_a / 1013.3 \times 298 / T_a \right)^{1/2}$ $= m_c \times Q_{std} + b_c$			
Next Calibration Date	20-May-17				

Calibration of TSP						
Calibration Point	Manometer Reading			Q _{std} (m ³ / min.) X-axis	Continuous Flow Recorder, W (CFM)	IC (W(P _a /1013.3x298/T _a) ^{1/2} /35.31) Y-axis
	(up)	(down)	(difference)			
1	5.5	5.5	11.0	1.5816	52	51.4425
2	4.4	4.4	8.8	1.4172	48	47.4854
3	3.4	3.4	6.8	1.2488	40	39.5711
4	2.1	2.1	4.2	0.9866	32	31.6569
5	1.5	1.5	3.0	0.8377	24	23.7427

By Linear Regression of Y on X

Slope, m = 37.0124 Intercept, b = -6.1671
 Correlation Coefficient* = 0.9947
 Calibration Accepted = Yes/No**

* if Correlation Coefficient < 0.990, check and recalibration again.

** Delete as appropriate.

Remarks : As per client's provided information, the equipment reference no. of the calibrated High Volume Sampler has been re-assigned from EL390 to HVS004 with respect to the update in quality management system.

Calibrated by : Kit Au
 Date : 13-Jul-16

Checked by : Pauline Wong
 Date : 13-Jul-16



Calibration Data for High Volume Sampler (TSP Sampler)

Location : CMA5b
 Equipment no. : HVS010

Calibration Date : 21-May-16
 Calibration Due Date : 21-Jul-16

CALIBRATION OF CONTINUOUS FLOW RECORDER

Ambient Condition			
Temperature, T _a	299	Kelvin	Pressure, P _a
			1010 mmHg

Orifice Transfer Standard Information			
Equipment No.	Ori001	Slope, m _c	2.00072
		Intercept, b _c	-0.01209
Last Calibration Date	30-Jun-15	$(H \times P_a / 1013.3 \times 298 / T_a)^{1/2}$	
Next Calibration Date	30-Jun-16	= m _c × Q _{std} + b _c	

Calibration of TSP						
Calibration Point	Manometer Reading			Q _{std} (m ³ / min.)	Continuous Flow Recorder, W (CFM)	IC (W(P _a /1013.3x298/T _a) ^{1/2} /35.31)
	H (inches of water)	(up)	(down)			
1	6.2	6.2	12.4	1.7603	64	63.7888
2	4.8	4.8	9.6	1.5496	58	57.8086
3	3.4	3.4	6.8	1.3051	54	53.8218
4	2.4	2.4	4.8	1.0975	46	45.8482
5	1.4	1.4	2.8	0.8396	40	39.8680

By Linear Regression of Y on X						
	Slope, m	=	<u>26.0254</u>	Intercept, b	=	<u>18.1230</u>
	Correlation Coefficient*	=	<u>0.9942</u>			
	Calibration Accepted	=	<u>Yes/No**</u>			

* if Correlation Coefficient < 0.990, check and recalibration again.

** Delete as appropriate.

Remarks : As per client's provided information, the equipment reference no. of the calibrated High Volume Sampler has been re-assigned from EL222 to HVS010 with respect to the update in quality management system.

Calibrated by : Kit Au
 Date : 21-May-16

Checked by : Pauline Wong
 Date : 21-May-16



Calibration Data for High Volume Sampler (TSP Sampler)

Location : CMA5b
 Equipment no. : HVS010

Calibration Date : 13-Jul-16
 Calibration Due Date : 13-Sep-16

CALIBRATION OF CONTINUOUS FLOW RECORDER

Ambient Condition			
Temperature, T _a	302	Kelvin	Pressure, P _a
			1005 mmHg

Orifice Transfer Standard Information					
Equipment No.	Orif002	Slope, m _c	2.10714	Intercept, b _c	-0.05158
Last Calibration Date	20-May-16	$(H \times P_a / 1013.3 \times 298 / T_a)^{1/2}$ $= m_c \times Q_{std} + b_c$			
Next Calibration Date	20-May-17				

Calibration of TSP						
Calibration Point	Manometer Reading			Q _{std} (m ³ / min.) X-axis	Continuous Flow Recorder, W (CFM)	IC (W(P _a /1013.3x298/T _a) ^{1/2} /35.31) Y-axis
	H (inches of water)					
	(up)	(down)	(difference)			
1	5.5	5.5	11.0	1.5816	58	57.3782
2	4.3	4.3	8.6	1.4013	53	52.4318
3	3.4	3.4	6.8	1.2488	48	47.4854
4	2.2	2.2	4.4	1.0093	41	40.5604
5	1.4	1.4	2.8	0.8101	34	33.6355

By Linear Regression of Y on X

Slope, m = 30.6917 Intercept, b = 9.1551
 Correlation Coefficient* = 0.9993
 Calibration Accepted = Yes/No**

* if Correlation Coefficient < 0.990, check and recalibration again.

** Delete as appropriate.

Remarks : As per client's provided information, the equipment reference no. of the calibrated High Volume Sampler has been re-assigned from EL222 to HVS010 with respect to the update in quality management system.

Calibrated by : Kit Au
 Date : 13-Jul-16

Checked by : Pauline Wong
 Date : 13-Jul-16



Calibration Data for High Volume Sampler (TSP Sampler)

Location : CMA6a
 Equipment no. : HVS013

Calibration Date : 18-May-16
 Calibration Due Date : 18-Jul-16

CALIBRATION OF CONTINUOUS FLOW RECORDER

Ambient Condition			
Temperature, T _a	299	Kelvin	Pressure, P _a
			1010 mmHg

Orifice Transfer Standard Information					
Equipment No.	Ori001	Slope, m _c	2.00072	Intercept, b _c	-0.01209
Last Calibration Date	30-Jun-15	$(H \times P_a / 1013.3 \times 298 / T_a)^{1/2}$			
Next Calibration Date	30-Jun-16	$= m_c \times Q_{std} + b_c$			

Calibration of TSP						
Calibration Point	Manometer Reading			Q _{std} (m ³ / min.)	Continuous Flow Recorder, W (CFM)	IC (W(P _a /1013.3x298/T _a) ^{1/2} /35.31)
	H (inches of water)					
		(up)	(down)	(difference)		
1	6.4	6.4	12.8	1.7884	62	61.7954
2	5.2	5.2	10.4	1.6126	54	53.8218
3	4.2	4.2	8.4	1.4499	48	47.8416
4	2.8	2.8	5.6	1.1849	40	39.8680
5	1.6	1.6	3.2	0.8972	32	31.8944

By Linear Regression of Y on X

Slope, m = 32.9597 Intercept, b = 1.3426
 Correlation Coefficient* = 0.9948
 Calibration Accepted = Yes/No**

* if Correlation Coefficient < 0.990, check and recalibration again.

** Delete as appropriate.

Remarks : As per client's provided information, the equipment reference no. of the calibrated High Volume Sampler has been re-assigned from EL551 to HVS013 with respect to the update in quality management system.

Calibrated by : Kit Au
 Date : 18-May-16

Checked by : Pauline Wong
 Date : 18-May-16



Calibration Data for High Volume Sampler (TSP Sampler)

Location : CMA6a
 Equipment no. : HVS013

Calibration Date : 13-Jul-16
 Calibration Due Date : 13-Sep-16

CALIBRATION OF CONTINUOUS FLOW RECORDER

Ambient Condition			
Temperature, T_a	302	Kelvin	Pressure, P_a
			1005 mmHg

Orifice Transfer Standard Information					
Equipment No.	Ori002	Slope, m_c	2.10714	Intercept, b_c	-0.05158
Last Calibration Date	20-May-16	$\left(\frac{H \times P_a}{1013.3 \times 298 / T_a} \right)^{1/2}$ $= m_c \times Q_{std} + b_c$			
Next Calibration Date	20-May-17				

Calibration of TSP						
Calibration Point	Manometer Reading			Q_{std} ($m^3 / min.$) X-axis	Continuous Flow Recorder, W (CFM)	IC ($W(P_a/1013.3 \times 298/T_a)^{1/2}/35.31$) Y-axis
	(up)	(down)	(difference)			
1	5.8	5.8	11.6	1.6235	60	59.3567
2	4.8	4.8	9.6	1.4791	52	51.4425
3	3.8	3.8	7.6	1.3188	48	47.4854
4	2.4	2.4	4.8	1.0531	40	39.5711
5	1.4	1.4	2.8	0.8101	32	31.6569

By Linear Regression of Y on X

Slope, m = 32.4558 Intercept, b = 5.1084
 Correlation Coefficient* = 0.9939
 Calibration Accepted = Yes/No**

* if Correlation Coefficient < 0.990, check and recalibration again.

** Delete as appropriate.

Remarks : As per client's provided information, the equipment reference no. of the calibrated High Volume Sampler has been re-assigned from EL551 to HVS013 with respect to the update in quality management system.

Calibrated by : Kit Au
 Date : 13-Jul-16

Checked by : Pauline Wong
 Date : 13-Jul-16